

MOULDING & MILLWORK





Our specially trained millwork team
can help you find your perfect style.
Visit our showroom to get started.



TABLE OF CONTENTS



Casings	2
Base	3
Crown	4
Miscellaneous	5-6
Door stops	7
Interior flat jambs.....	7
Newell posts & threads.....	8
Handrails	9
Iron Balusters	10
Plywood	11
Surfaced 4 sides (S4S)	12
Hardwood in stock	13
Exotic hardwoods now in stock	14
Primed Trim Boards	15
Accent planks	16-17
Deck balusters	18
About our state-of-the-art mill shop	19



CASINGS



	Profile#	Thickness	Width	MDF	Red Oak	Soft Maple	Knotty Alder	Poplar	Primed Poplar	White Pine	Primed F/J Pine	Mahogany Red Grandis	P/F Bright White
	S100	**	2-1/4"	X	X	X		X		X	X	X	X
	S101	3/4"	2-1/2"					X					
	S102	7/16"	2-1/4"		X			X				X	
	S103	11/16"	2-1/4"		X								
* 7" only	S104	9/16"	2-1/4"								X		
	S105	7/16"	3"		X	X		X					
	S106	21/32"	2-1/2"		X			X					
	S107	11/16"	2-1/4"							X			
• Stock at West store only	S108	11/16"	2-3/4"			X							
	S109	3/4"	2-1/2"									X	
	S150	3/4"	3-1/4"	X		X	X	X					
	S151	3/4"	3-1/2"	X				X					
	S152	3/4"	3-1/2"	X				X					
	S153	3/4"	3-1/4"		X	X	X						
	S154	19/32"	3-1/2"						X				
	S155	3/4"	3-1/4"	X				X					
	S156	17MM	3-1/2"	X				X					
	S158	3/4"	3-1/4"	X									

Drawings are not to scale. X Indicates profile is stocked in this specie.
Any profile is available in any specie – contact salesperson for quote.






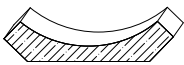


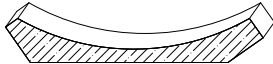


** Our S100 pattern is a classic colonial casing supplied by various vendors and is not a perfect match across the specie.

BASE



	Profile#	Thickness	Width	MDF	Red Oak	Soft Maple	Knotty Alder	Poplar	Primed Poplar	White Pine	Primed F/J Pine	Mahogany Red Grandis	P/F Bright White
	S200	9/16"	3-1/4"	X	X	X		X		X			
	S201	3/8"	2-3/4"		X	X		X			X		
	S202	3/8"	3"						X				
	S203	9/16"	3-1/4"							X			
	S204	3/8"	2-3/4"		X			X				X	
	S205	5/16"	3-1/4"										X
	S206	11/16"	3-1/4"					X					
	S207	9/16"	3-1/4"					X					
	S225	3/8"	4"		X	X		X					
	S226	5/8"	4-1/4"			X	X	X					
	S230	3/8"	4"					X					
	S250	9/16"	5-1/4"	X	X	X		X					
	S251	9/16"	5-1/4"	X		X	X	X					
	S252	11/16"	5-1/2"	X				X					
	S253	9/16"	5-1/2"	X				X					
	S255	9/16"	5-1/4"	X				X					
	S256	9/16"	5-1/4"	X				X					
	S258	9/16"	5-1/4"	X									
	112	11/16"	11-1/4"	X									


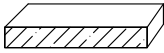
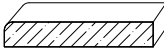
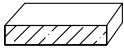
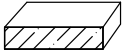



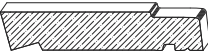










Drawings are not to scale.

	Profile#	Thickness	Width	MDF	Red Oak	Soft Maple	Knotty Alder	Poplar	Primed Poplar	White Pine	Primed F/J Pine	Mahogany Red Grandis	P/F Bright White
	S500	5/8"	3/4"		X	X		X					
	S501	3/4"	7/8"					X					
	S520	5/8"	2-5/16"		X	X		X					
	S540	3/4"	3-1/4"		X	X	X						
	S541	9/16"	3-5/8"							X			
	S542	3/4"	3-1/2"		X	X	X	X					
	S543	1/2"	3-1/2"						X				
	S560	11/16"	4-1/4"	X	X	X	X	X					
	S562	3/4"	4-3/4"			X	X	X					
	S582	3/4"	5-1/2"					X					
	S583	13/16"	5-1/4"					X					

Drawings are not to scale.

MISCELLANEOUS



	Description	Profile#	Thickness	Width	MDF	Red Oak	Soft Maple	Knotty Alder	Poplar	Primed Poplar	White Pine	Primed F/J Pine	Mahogany Red Grandis	P/F Bright White
	SCREEN	S300	1/4"	3/4"		X	X		X		X			
	LATTICE	S301	1/4"	1-3/4"		X			X		X			
	8' LATTICE	S302	3/8"	2-1/4"							X			
	8' LATTICE	S303	1/4"	1-5/16"							X			
	8' LATTICE	S304	1/4"	1-1/8"							X			
	8' PARTING STOP	S306	1/2"	3/4"							X			
	BLIND STOP	S308	11/16"	1-3/8"							X			
	SCREEN STOCK	S309	11/16"	1-3/4"							X			
	SILL STOCK	S404	1-3/16"	6-1/4"							X			
	SILL LUG	S405	1-1/16"	2-1/4"							X			
	CABINET	S701	13/16"	1-5/8"		X	X		X					
	PANEL	S725	5/8"	1-3/8"		X	X		X					
	PANEL	S726	3/4"	1-1/8"				X	X					
	LIBRARY	S750	13/16"	2"		X	X		X					
	LIP	S755	7/8"	1-1/2"					X					
	CHAIR RAIL	S775	11/16"	2-1/4"		X	X		X					
	CHAIR RAIL	S778	3/4"	1-3/4"					X					
	CHAIR RAIL	S779	3/4"	2-1/4"					X					
	CHAIR RAIL	S780	3/4"	3"					X					

Drawings are not to scale.

MISCELLANEOUS



	Description	Profile#	Thickness	Width	MDF	Red Oak	Soft Maple	Knotty Alder	Poplar	Primed Poplar	White Pine	Primed F/J Pine	Mahogany Red Grandis	P/F Bright White
	FULL ROUND	S800	1 1/4"								X			
	SHOE	S900	5/8"	1/2"			X		X					
	SHOE	S901	1/2"	3/4"		X	X	X	X		X	X	X	X
	PANEL	S902	3/8"	3/4"					X					
	BASE CAP	S905	1/2"	3/4"					X					
	BED	S906	9/16"	1-3/4"							X			
	PANEL	S908	3/4"	1-1/2"			X		X					
	PANEL	S909	3/4"	1-5/8"					X					
	QTR ROUND	S910	3/4"	3/4"		X	X		X		X			
	8' QTR ROUND	S912	1/2"	1/2"							X			
	COVE	S916	3/4"	3/4"		X	X	X	X		X			
	8' O/S CORNER	S918	3/4"	3/4"		X	X				X			
	8' O/S CORNER	S919	1-1/16"	1-1/16"		X					X			
	CAP	S921	1/4"	1/2"					X					
	PLANT	S923	3/4"	3/8"					X					
	SMALL BEAD	S924	5/16"	3/4"					X					
	8' SQUARE	S927	3/4"	3/4"							X			
	GLASS STOP	S940	1"	7/8"			X							

Drawings are not to scale.

DOOR STOPS



	Profile#	Thickness	Width	Length	Red Oak	Soft Maple	Knotty Alder	Poplar	White Pine	Primed F/J Pine	P/F Bright White
	S600	3/8"	1-1/4"	7'-8'	X	X	X				X
	S601	3/8"	1-1/4"	7'-8'	X	X				X	X
	S602	5/8"	1-1/2"	8'	X	X					
	S603	1/2"	1-3/8"	7'-8'6"				X			
	S604	3/8"	1-3/8"	7'-9'	X	X	X	X			
	S605	9/16"	1-3/8"	8'		X		X			
	S606	3/8"	1-3/8"	7'					X		
	S607	7/16"	1-3/8"	7'-8'					X	X	
	S608	7/16"	1-3/8"	7'					X		

Drawings are not to scale.








Any profile is available in any specie – contact salesperson for quote.

INTERIOR FLAT JAMBS

	Width	Length	Clear Alder	Birch	Maple	Oak	P/F BRIGHT WHITE	PRIMED F/J
Veneer	4-9/16"	6/8	X	X	X	X		
Veneer	4-9/16"	8/0	X	X		X		
Veneer	4-13/16"	6/8		X		X		
Solid	4-9/16"	6/8			X	X	X	X
Solid	4-9/16"	8/0						X
Solid	4-13/16"	7/0			X	X		
Solid	4-7/8"	6/8						X
Solid	4-15/16"	7/0			X	X		
Solid F/J	6-9/16"	6/8						X
Solid F/J	6-9/16"	8/0						X
Solid F/J	6-7/8"	6/8						X

NEWEL POSTS & TREADS

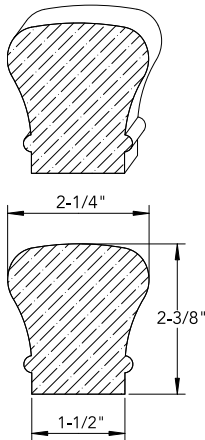
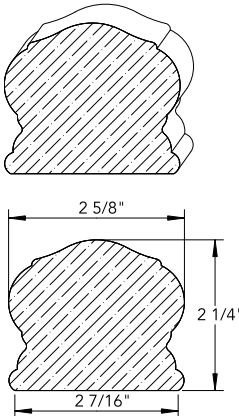
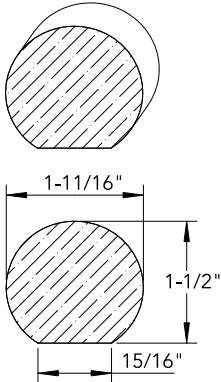
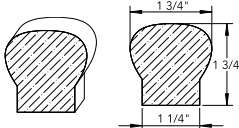
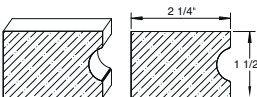


PART #	SPECIE	SPECS	STOCK	PART #	SPECIE	SPECS	STOCK
4005	RED OAK	3-1/2" X 56"	X	4075	MAPLE	3-1/2" X 63-3/4"	X
 							
4100 & 4500	RED OAK	3-1/2" X 48"	X	STAIR TREADS	RED OAK	11-1/2" X 48"	X
 						11-1/2" X 60"	X
	HEMLOCK	3-1/2" X 48"	X				
4505	RED OAK	3-1/2" X 56"	X	PARTICLE BOARD	PARTICLE BOARD	5/4" X 12"	X
 							
	MAPLE	3-1/2" X 56"	X				

All items shown are stock.
Photos are not to scale.

HANDRAILS



PROFILE	SPECIE	LENGTHS	STOCK	PROFILE	SPECIE	LENGTHS	STOCK	
6010	RED OAK	LF	X	6519	RED OAK	LF	X	
		8'	X			12'	X	
		10'	X			16'	X	
		12'	X		MAPLE	LF	X	
		14'	X			10'	X	
		16'	X			12'	X	
		16'	X			14'	X	
MAPLE		16'	X	16'	X			
		LF	X	BEECH	LF	X		
		8'	X		10'	X		
		10'	X		12'	X		
		12'	X		14'	X		
	14'	X	16'		X			
16'	X	ALDER	LF	X				
			14'	X				
			16'	X				
6040	RED OAK	LF	X	S801	WHITE PINE			
		8'	X			1-11/16"	LF	X
		10'	X				8'	X
		12'	X				16'	X
		14'	X	S803	MAPLE			
		16'	X			LF	X	
	LF	X						
HEMLOCK	8'	X		BEECH				
	16'	X			LF	X		
MAPLE	LF	X	S804	MAPLE	LF	X		
	16'	X			16'	X		
			S805	MAPLE	LF	X		
		16'			X			
								

Drawings are not to scale.











9

Drawings are not to scale.

IRON BALUSTERS



	PART #	Width	Length	S = SOLID H = HOLLOW	Satin Black	Oil Rubbed Copper	Powder Coat
Craftsman	SM301SB	1/2"	44"	H	X		
Single Twist	SMC658	1/2"	44"	H	X	X	X
Double Twist	SMC533	1/2"	44"	H	X	X	X
Single Basket	SMC482	1/2"	44"	H	X	X	X
Double Basket	SMC481	1/2"	44"	H	X	X	
Plain	SM701	1/2"	44"	H	X	X	
Single Knuckle	SM671	1/2"	44"	H	X		
Double Knuckle	SM672	1/2"	44"	H	X		
Rack Shoe	S02	1/2"			X	X	
Flat Shoe	S06	1/2"			X	X	
Knuckle Only	SM798	1/2"			X	X	
Single Twist	SMXL658	3/4"	44"	H	X	X	
Double Twist	SMXL533	3/4"	44"	H	X	X	
Double Basket	SMXL481	3/4"	44"	H	X	X	
Single Knuckle	SMXL701 & SMXL798	3/4"	44"	H	X	X	
Plain	SMXL701	3/4"	44"	H	X	X	
Knuckle Only	SMXL798	3/4"			X	X	
Rack Shoe	SXL02	3/4"			X	X	
Flat Shoe	SXL06	3/4"			X	X	

 06  02	 301	 658	 533	 482	 481	 701	 671	 672
--	---	---	---	---	---	---	---	---

Matching colors flat & rake

PLYWOOD



	Thickness	Size		MISC	Oak MDF	Maple B2/WPF	Knotty Alder	Rustic Beech	Birch C2	Luan / B2/WPF	Yellow PINE	Hickory
FiberCore	1/4"	48-1/2"	96-1/2"		X	X	X	X				
FiberCore	5/8"	48-1/2"	96-1/2"		X	X	X					
VeneerCore	1/4"	48-1/2"	96-1/2"						X	X		
VeneerCore	1/2"	48-1/2"	96-1/2"		X	X			X			
VeneerCore	3/4"	48-1/2"	96-1/2"		X	X	X	X	X			X
PaintGradeVC	3/4"	48-1/2"	96-1/2"			X						
Beadboard 1-5/8" O.C.	11/32"	48"	96"								X	
Beadboard 1.5" O.C.	11/32"	48"	96"		X	*			*			
MDF	1/4"	48"	96"	X								
MDF	1/2"	49"	97"	X								
MDF	3/4"	49"	97"	X								
AB-MARINE	3/4"	48"	96"	X								
AC-SANDED	1/4"	48"	96"	X								
AC-SANDED	3/8"	48"	96"	X								
AC-SANDED	1/2"	48"	96"	X								
AC-SANDED	5/8"	48"	96"	X								
AC-SANDED	3/4"	48"	96"	X								
BC-SANDED	1/2"	48"	96"								X	
BC-SANDED	3/4"	48"	96"								X	
BC-SANDED	1"	48"	96"	X								
MELAMINE W/A	1/4"	49"	97"	X								
MELAMINE W/G2S	3/4"	49"	97"	X								
AROMATIC CEDAR	1/4"	48"	96"	X								
DOOR SKIN	1/8"	48"	96"		X	X				X		
MDO G2S	1/4"	48"	96"	X								
MDO G2S	3/4"	48"	96"	X								

* Maple OR Birch beadboard is reversible

SURFACED 4 SIDES (S4S)



		1/2" Square	1-1/2"	2"	3-1/2"	5-1/2"	7-1/4"	11-1/4"
Alder – Rustic	LF		X	X	X	X	X	X
Birch	LF		X	X	X	X	X	
Hickory – Select & Better	LF				X	X	X	
Maple – Soft	LF		X	X	X	X	X	X
Maple – Soft	36"	X						
Oak – Red	LF		X	X	X	X	X	X
Oak – Red	36"	X						
Oak – White	LF		X	X	X	X	X	
Poplar	LF		X	X	X	X	X	X



HARDWOOD IN STOCK



	4/4	5/4	6/4	8/4
ALDER - RUSTIC PF	X	X	X	
ALDER - SUPERIOR	X		X	X
BEECH - RUSTIC	X		X	
BEECH - SUPERIOR	X			X
BIRCH - NATURAL	X			
CHERRY	X	X	X	X
HICKORY - RUSTIC				X
HICKORY - SELECT & BETTER	X	X		
MAPLE - SOFT	X	X	X	X
MAPLE - HARD	X			X
OAK - RED	X	X	X	X
OAK - WHITE	X	X	X	X
POPLAR	X	X	X	X
RED GRANDIS	X	X		
WALNUT	X	X	X	X

EXOTIC HARDWOODS NOW IN STOCK



325 S. West Street

316.942.2221



AFRICAN
PADAUK

Moderately hard and heavy, medium texture with large pores. Saws and planes easily to a very smooth surface.



CANARY WOOD

Can be almost rainbow colored with dark orange streaks along with natural orange, yellow, and brown colorations. Common uses are speakers, cabinets and furniture.



IROKO

Sometimes referred to as African Teak. Common uses are veneer, furniture, cabinetry, turned items and other small speciality wood items.



JATOBA

Also called Brazilian Cherry. Hard, very heavy and very tough. The grain is commonly interlocked with a medium course texture. Popular for furniture pieces.



LACE WOOD

Has a very conspicuous flecking that gives this wood its namesake. The wood itself is a reddish brown with grey or light brown rays which result in a lace pattern when quarter sawn.



PURPLE HEART

A beautiful Brazilian species, well known for its distinctive purple color. One of the world's most naturally durable and highly stable wood species. If left to weather, it will turn a beautiful silver grey patina.



SAPELE WOOD

Used in the construction of fine furniture and cabinet work. Decorative veneers, plywood, joinery, flooring and paneling.



WENGE

Course texture with a straight grain, hard and heavy. Works fairly well with machine tools but has a high blunting effect on cutting edges. Turns well.



ZEBRA WOOD

Frequently quarter sawn and used as a decorative veneer.

PRIMED TRIM BOARDS



Primed S4S Trim Boards

SKU S488PFJ4

21/32" x 3-1/2"

16' Lengths

SKU S488PFJ6

21/32" x 5-1/2"

16' Lengths

REAL WOOD READY TO INSTALL

Ideal for Multiple Application

100% Radiata Pine

Primed and Ready to Paint

Superior Smooth Finish of Jesso Primed Products

Moisture Resistant

More Dent Resistant Compared to Other Species



ACCENT PLANKS




Reversible Profile Tongue & Groove Accent Plank

SKU S480PWP

The perfect choice for adding interest to a room. This reversible edge & center bead and v-groove profiles are ideal for feature wall applications, wainscoting and special ceiling features.

- Ideal for any room in the house including kitchens and baths.
- 100% Radiata Pine
- Jesso primed all sides and ready to paint
- Superior smooth finish
- Moisture resistant
- 1/2" x 5-1/2", 16' lengths



ACCENT PLANKS



Shadow Line Accent Plank

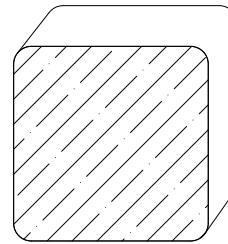
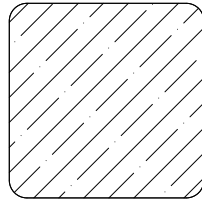
SKU S485PWP6 & S485PWP8

Shadow Line offers the latest style demanded by today's customers. Shadow Line offers the shiplap style seen on popular television design programming combined with hassle free installation making it the perfect product for new construction and renovations.

- Ideal for any room in the house including kitchens, baths and mudrooms.
- 100% Radiata Pine
- Jesso primed and ready to paint
- Self - spacing for easy installation
- Moisture resistant
- Superior smooth finish
- 19/32" x 5-3/8" & 7-3/8", 16' Lengths



DECK BALUSTERS



S850RDW36	1-3/8" x 1-3/8"	36"	Redwood Balusters
36CDRBAL	1-3/8" x 1-3/8"	36"	Cedar Balusters



S851CED32	1-3/8" x 1-3/8" B2E	32"	Cedar Balusters
S851CED42	1-3/8" x 1-3/8" B2E	42"	Cedar Balusters





**Our state of the art
15,000 square foot mill
shop is located in Wichita,
Kansas and offers an
ever-expanding variety
of molding profiles and
hardwood species.**





Wichita
Maple & West
325 S. West Street
Wichita, KS 67213
316.942.2221

2621 N. Greenwich
K96 & Greenwich
316.636.2800

3700 W. Irving
316.262.7070

Manhattan
2601 Eureka Terrace
785.537.0800

Salina
305 N. Santa Fe
785.404.1610

Starlumber.com

